



Redditch Borough Council - Council Tax Reduction Scheme 2021/22 Consultation LIVE




1. Background to the Consultation

1. I have read the background information about the Council Tax Reduction Scheme: This question must be answered before you can continue.

									Response Percent	Response Total
1	Yes								97.67%	42
2	No								2.33%	1
Statistics	Minimum	1	Mean	1.02	Std. Deviation	0.15	Satisfaction Rate	2.33	answered	43
	Maximum	2	Variance	0.02	Std. Error	0.02			skipped	0

2. Paying for the Scheme

2. Should the Council keep the current Council Tax Reduction scheme? (Should it continue to administer the scheme as it does at the moment?)

									Response Percent	Response Total
1	Yes								27.59%	8
2	No								48.28%	14
3	Don't Know								24.14%	7
Statistics	Minimum	1	Mean	1.97	Std. Deviation	0.72	Satisfaction Rate	48.28	answered	29
	Maximum	3	Variance	0.52	Std. Error	0.13			skipped	14

3. Please use the space below to make any comments you have on protecting the Council Tax Reduction Scheme from these changes.

									Response Percent	Response Total
1	Open-Ended Question								100.00%	3
1	Protect those on low incomes not just pensioners									
2	Money is as tight as it is now, please don't increase the Council Tax anymore. It's horrible for people who are not on benefits but are affected by this virus situation. The Government only helps those who are on benefits. There are people who have to depend on savings.									
3	Due to people's hours cut because of covid 19. People only picking up 63% of wages it is impossible to pay for council tax									
									answered	3
									skipped	40

3. Option 1 – The introduction of an Income Grid scheme to replace the current scheme for all applicants of working age

4. Do you agree with this change to the scheme?										
									Response Percent	Response Total
1	Yes								47.62%	10
2	No								23.81%	5
3	Don't Know								28.57%	6
Statistics	Minimum	1	Mean	1.81	Std. Deviation	0.85	Satisfaction Rate	40.48	answered	21
	Maximum	3	Variance	0.73	Std. Error	0.19			skipped	22

5. If you disagree what alternative would you propose?										
									Response Percent	Response Total
1	Open-Ended Question								100.00%	6
1	This change will mean that households with higher income will pay more - instead of low income people. Working age people should contribute to their council tax. Councils should not expect higher income households to pay in for low income households!!!!									
2	Just bring down the Council Tax people have to pay every year. The amounts keep creeping up. Not everyone can afford to burn money.									
3	Leave it as it is									
4	It would help if I could understand the survey. Why is it so complicated? I really wanted to help make changes for the poorest people in our area.									
5	Taking Pip and DLA in as income									
6	What's the evidence for why it needs to change?									
									answered	6
									skipped	37

6. The current Council Tax support scheme requires all working age claimants to make a contribution to their Council Tax liability. The proposed scheme will mean the claimants on the lowest income do not make payments to their Council Tax. Do you think the scheme should require a minimum contribution from each working age resident?										
									Response Percent	Response Total
1	Yes								47.62%	10
2	No								42.86%	9
3	Don't Know								9.52%	2
Statistics	Minimum	1	Mean	1.62	Std. Deviation	0.65	Satisfaction Rate	30.95	answered	21
	Maximum	3	Variance	0.43	Std. Error	0.14			skipped	22

4. Option 2 - To limit the number of dependant children within the calculation for Council Tax Reduction to a maximum of two for all applicants

7. Do you agree with this change to the scheme?										
									Response Percent	Response Total
1	Yes								66.67%	12
2	No								22.22%	4
3	Don't Know								11.11%	2
Statistics	Minimum	1	Mean	1.44	Std. Deviation	0.68	Satisfaction Rate	22.22	answered	18
	Maximum	3	Variance	0.47	Std. Error	0.16			skipped	25

8. If you disagree what alternative would you propose?										
									Response Percent	Response Total
1	Open-Ended Question								100.00%	3
1	Money is as tight as it is now, please don't increase the Council Tax anymore. It's horrible for people who are not on benefits but are affected by this virus situation. The Government only helps those who are on benefits. There are people who have to depend on savings.									
2	Parents with more children still have to pay for them: impossible to pay for council tax as well									
3	To have an income grid with an increment for every additional child. People who fall into hardship who have lots of children can't get rid of them! And children cost more to look after than people will receive in benefits. Alleviating child poverty is important.									
									answered	3
									skipped	40

5. Option 3 – To remove Non-Dependant Deductions from the scheme

9. Do you agree with this change to the scheme?										
									Response Percent	Response Total
1	Yes								44.44%	8
2	No								33.33%	6
3	Don't Know								22.22%	4
Statistics	Minimum	1	Mean	1.78	Std. Deviation	0.79	Satisfaction Rate	38.89	answered	18
	Maximum	3	Variance	0.62	Std. Error	0.19			skipped	25

10. If you disagree what alternative would you propose?

		Response Percent	Response Total
1	Open-Ended Question	100.00%	3
1	Please help those who are not on benefits but have to depend on savings		
2	Keep as is. Adults living in a home should all contribute where possible.		
3	I think it should remain as is to encourage every adult in the household to work and if they can't they will be receiving another benefit to contribute to the household.		
		answered	3
		skipped	40

6. Option 4 – Disregarding Carers Allowance, the Support Component of the Employment and Support Allowance and the housing element of Universal Credit

11. Do you agree with this change to the scheme?



		Response Percent	Response Total							
1	Yes	70.59%	12							
2	No	23.53%	4							
3	Don't Know	5.88%	1							
Statistics	Minimum	1	Mean	1.35	Std. Deviation	0.59	Satisfaction Rate	17.65	answered	17
	Maximum	3	Variance	0.35	Std. Error	0.14			skipped	26

12. If you disagree what alternative would you propose?

		Response Percent	Response Total
1	Open-Ended Question	100.00%	3
1	I dont see why people on benefits pay less when they get given more money in their benefits than some people that actually work.		
2	Help those who are not on benefit.		
3	Any income regardless of what it is should be counted and treated like a minimum wage earner		
		answered	3
		skipped	40

7. Option 5 - To reduce the maximum level of Capital from £16,000 to £6,000

13. Do you agree with this change to the scheme?




							Response Percent	Response Total	
1	Yes							82.35%	14
2	No							17.65%	3
Statistics	Minimum	1	Mean	1.18	Std. Deviation	0.38	answered	17	
	Maximum	2	Variance	0.15	Std. Error	0.09			skipped

14. If you disagree what alternative would you propose?

							Response Percent	Response Total	
1	Open-Ended Question							100.00%	3
1	Just help the people who depend on their limited savings. The Council Tax is far too high :-(2 still have dependant children to provide for 3 Keep it at 16k. With interest rates at historical lows they'll receive little to no income if in savings. This lump sum may be mental security or a future deposit on a little property. Divorce settlements etc. People's circumstances can change rapidly and I feel that if we take a lump sum to just 6K, People will lose all hope of ever owning their own property.								
							answered	3	
							skipped	40	

8. Option 6 – Removing the current earnings disregards and replacing them with a standard £25 disregard for all working applicants

15. Do you agree with this change to the scheme?

									Response Percent	Response Total
1	Yes								82.35%	14
2	No								11.76%	2
3	Don't Know								5.88%	1
Statistics	Minimum	1	Mean	1.24	Std. Deviation	0.55	Satisfaction Rate	11.76	answered	17
	Maximum	3	Variance	0.3	Std. Error	0.13			skipped	26

16. If you disagree what alternative would you propose?




							Response Percent	Response Total	
1	Open-Ended Question							100.00%	2

16. If you disagree what alternative would you propose?

		Response Percent	Response Total
1	Keep as is , otherwise may prevent or discourage people from working additional hours or working if that means they need to pay for childcare.		
2	Needs to be based on individual circumstances		
		answered	2
		skipped	41

9. Option 7 - To allow further income disregards where an applicant, their partner or any dependant is in receipt of a disability benefit

17. Do you agree with this change to the scheme?




		Response Percent	Response Total					
1	Yes		82.35% 14					
2	No		11.76% 2					
3	Don't Know		5.88% 1					
Statistics	Minimum	1	Mean	1.24	Std. Deviation	0.55	answered	17
	Maximum	3	Variance	0.3	Std. Error	0.13	skipped	26

18. If you disagree what alternative would you propose?

		Response Percent	Response Total
1	Open-Ended Question		
1	As a disabled person myself, unless the disabled person is completely incapable of doing anything or end of life then all income and outgoings should be assessed.		
		answered	1
		skipped	42

10. Option 8 – Removing the Extended Payment provision

19. Do you agree with this change to the scheme?

		Response Percent	Response Total
1	Yes		58.82% 10
2	No		29.41% 5
3	Don't Know		11.76% 2
		answered	17

19. Do you agree with this change to the scheme?




									Response Percent	Response Total
Statistics	Minimum	1	Mean	1.53	Std. Deviation	0.7	Satisfaction Rate	26.47	skipped	26
	Maximum	3	Variance	0.48	Std. Error	0.17				

20. If you disagree what alternative would you propose?

			Response Percent	Response Total
1	Open-Ended Question		100.00%	3
	1	Continue to provide 4 weeks if necessary on discretionary basis		
	2	Need that support for payments		
	3	keep the extended 4 weeks of council tax payments		
			answered	3
			skipped	40

11. Option 9 - Removal of Second Adult Reduction from the scheme

21. Do you agree with this change to the scheme?


							Response Percent	Response Total
1	Yes						76.47%	13
2	No						5.88%	1
3	Don't Know						17.65%	3
Statistics	Minimum	1	Mean	1.41	Std. Deviation	0.77	answered	17
	Maximum	3	Variance	0.6	Std. Error	0.19		
							skipped	26

22. If you disagree what alternative would you propose?

			Response Percent	Response Total
1	Open-Ended Question		0.00%	0
No answers found.				
			answered	0
			skipped	43

12. Option 10 – Any new claim or change in circumstances which changes Council Tax Reduction entitlement will be made from the date on which the change occurs, (rather than on a weekly basis as at present)

23. Do you agree with this change to the scheme?



								Response Percent	Response Total	
1	Yes							100.00%	17	
2	No							0.00%	0	
3	Don't Know							0.00%	0	
Statistics	Minimum	1	Mean	1	Std. Deviation	0	Satisfaction Rate	0	answered	17
	Maximum	1	Variance	0	Std. Error	0			skipped	26

24. If you disagree what alternative would you propose?

								Response Percent	Response Total
1	Open-Ended Question							0.00%	0
No answers found.									
								answered	0
								skipped	43

13. Option 11 – Extending the ‘backdating’ provisions within the scheme




25. Do you agree with this change to the scheme?




								Response Percent	Response Total	
1	Yes							88.24%	15	
2	No							11.76%	2	
3	Don't Know							0.00%	0	
Statistics	Minimum	1	Mean	1.12	Std. Deviation	0.32	Satisfaction Rate	5.88	answered	17
	Maximum	2	Variance	0.1	Std. Error	0.08			skipped	26

26. If you disagree what alternative would you propose?

								Response Percent	Response Total
1	Open-Ended Question							100.00%	1
1	Why would people not claim within 1 month. This could have a big impact to end of year budgeting if you get an influx of claims.								
								answered	1
								skipped	42

14. Alternatives to changing the Council Tax Reduction Scheme

27. Increase the level of Council Tax to cover the additional administration costs									Response Percent	Response Total
1	Yes								17.65%	3
2	No								76.47%	13
3	Don't Know								5.88%	1
Statistics	Minimum	1	Mean	1.88	Std. Deviation	0.47	Satisfaction Rate	44.12	answered	17
	Maximum	3	Variance	0.22	Std. Error	0.11			skipped	26

28. Find the additional administration costs by cutting other Council Services									Response Percent	Response Total
1	Yes								47.06%	8
2	No								47.06%	8
3	Don't Know								5.88%	1
Statistics	Minimum	1	Mean	1.59	Std. Deviation	0.6	Satisfaction Rate	29.41	answered	17
	Maximum	3	Variance	0.36	Std. Error	0.15			skipped	26

29. Please use this space to make any other comments on the proposed scheme.									Response Percent	Response Total
1	Open-Ended Question								100.00%	3
1	In essence a simpler scheme which should deliver cost savings. As a society, those with the broadest shoulders should bare some of the weight. I hope that this new system gives a gentle hand up to those in our poorest households.									
2	Increasing council tax for those who can afford while making increased provision for those who can't afford would be fair.									
3	I can't answer 29 without understanding where money is being wasted elsewhere within the council. I believe an independent audit would identify some cost saving areas which would cover some if not all of this rise.									
									answered	3
									skipped	40

30. Please use the space below if you would like the Council to consider any other options (please state).

		Response Percent	Response Total
1	Open-Ended Question	100.00%	1
1	Please consider lowering the overall Council Tax bills. We have been over charged.		
		answered	1
		skipped	42

31. Please use the space below if you would like the Council to consider any other options (please state).




		Response Percent	Response Total
1	Open-Ended Question	100.00%	1
1	Please consider the people who have to depend on limited savings. Now they don't get interest income from banks. How on earth do you think they can get the money from. Every year, my biggest expenses are the Council Tax and utility bills. I can't get help at all. The high council tax (and poor service) make people depressed.		
		answered	1
		skipped	42

32. If you have any further comments or questions to make regarding the Council Tax Reduction scheme that you haven't had opportunity to raise elsewhere, please use the space below.

		Response Percent	Response Total
1	Open-Ended Question	100.00%	2
1	penalised for been on universal credit and working, but if you want everything for free don't work, get given money and don't pay. be paid to live instead of working to earn money to live		
2	Lower Council Tax bills, please.		
		answered	2
		skipped	41

15. About You




33. Are you, or someone in your household, getting a Council Tax Reduction at this time?

			Response Percent	Response Total
1	Yes		6.25%	1
2	No		87.50%	14
3	Don't Know		6.25%	1
			answered	16





33. Are you, or someone in your household, getting a Council Tax Reduction at this time?

									Response Percent	Response Total
Statistics	Minimum	1	Mean	2	Std. Deviation	0.35	Satisfaction Rate	50	skipped	27
	Maximum	3	Variance	0.12	Std. Error	0.09				



34. What is your sex?

									Response Percent	Response Total
1	Male								18.75%	3
2	Female								62.50%	10
3	Prefer not to say								18.75%	3
Statistics	Minimum	1	Mean	2	Std. Deviation	0.61	Satisfaction Rate	50	answered	16
	Maximum	3	Variance	0.38	Std. Error	0.15				
									skipped	27


35. Age

									Response Percent	Response Total
1	18-24								0.00%	0
2	25-34								25.00%	4
3	35-44								37.50%	6
4	45-54								12.50%	2
5	55-64								0.00%	0
6	65-74								0.00%	0
7	75-84								0.00%	0
8	85+								0.00%	0
9	Prefer not to say								25.00%	4
Statistics	Minimum	2	Mean	4.38	Std. Deviation	2.74	Satisfaction Rate	42.19	answered	16
	Maximum	9	Variance	7.48	Std. Error	0.68				
									skipped	27




36. Disability: Are your day to day activities limited because of a health problem or disability which has lasted, or is expected to last, at least 12 months?

									Response Percent	Response Total
1	Yes								12.50%	2
2	No								62.50%	10
3	Don't know								0.00%	0

36. Disability: Are your day to day activities limited because of a health problem or disability which has lasted, or is expected to last, at least 12 months?

								Response Percent	Response Total	
4		Prefer not to say						25.00%	4	
Statistics	Minimum	1	Mean	2.38	Std. Deviation	0.99	Satisfaction Rate	45.83	answered	16
	Maximum	4	Variance	0.98	Std. Error	0.25			skipped	27

37. Ethnic Origin: What is your ethnic group? Select each that apply.

							Response Percent	Response Total
1	Prefer not to say						25.00%	4
2	White British						68.75%	11
3	White Irish						0.00%	0
4	White Gypsy or Irish Traveller						0.00%	0
5	Any other White background						6.25%	1
6	Mixed/Multiple ethnic groups - White & Black African						0.00%	0
7	Mixed/Multiple ethnic groups - White & Black Caribbean						0.00%	0
8	Mixed/Multiple ethnic groups - White & Asian						0.00%	0
9	Any other multi mixed background						0.00%	0
10	Asian or Asian British Pakistani						0.00%	0
11	Asian or Asian British Indian						0.00%	0
12	Asian or Asian British Bangladeshi						0.00%	0
13	Asian or Asian British Chinese						0.00%	0
14	Any other Asian background						0.00%	0
15	Black African						0.00%	0
16	British Caribbean						0.00%	0
17	Black British						0.00%	0
18	Any other Black background						0.00%	0
Statistics	Minimum	1	Mean	1.94	Std. Deviation	0.9	answered	16
	Maximum	5	Variance	0.81	Std. Error	0.22		

38. Other Ethnic Group

			Response Percent	Response Total
1	Open-Ended Question		100.00%	1

38. Other Ethnic Group

		Response Percent	Response Total
1	Anglo Saxon and Viking		
		answered	1
		skipped	42

16. Next steps....